




# HOW TO ASSEMBLE MOTOR




**STEP 1.**  
Take out filter cover and air diffuser.  
And open the wire cover.




**STEP 2.**  
Mount new motor by inserting red  
and black wires through the wire  
hole first.



**STEP 3.**  
Screw the bolts into motor mount holes.




**STEP 4. CONNECT WIRES:**  
Connect Black wire from motor into the top  
hole (White wire) by pressing corresponding  
button.



Connect Red wire from motor into the bot-  
tom hole (Red wire) by pressing correspond-  
ing button.

**STEP 5.**  
Close the wire cover. And close air diffuser  
and filter cover.



**BAUUSA™**

36-15 214th PL, Bayside, NY 11361  
973-904-3200 [www.baususa.com](http://www.baususa.com)